
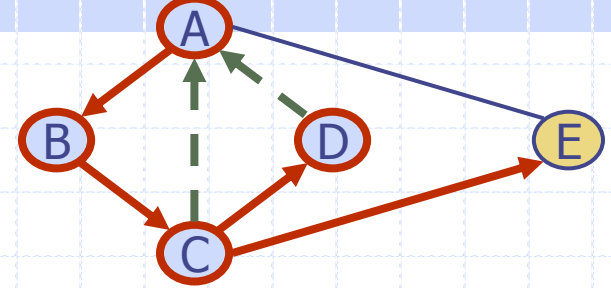
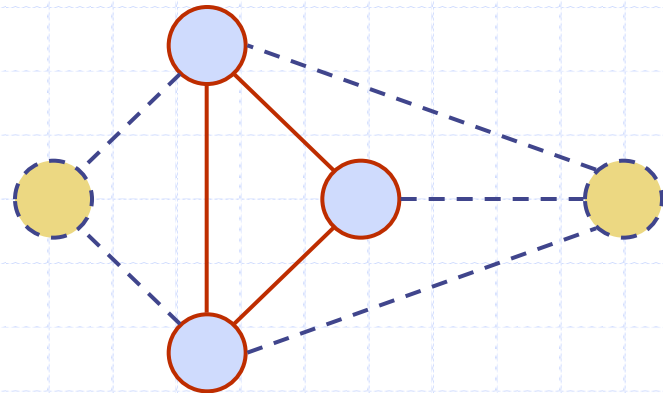


Depth-First Search

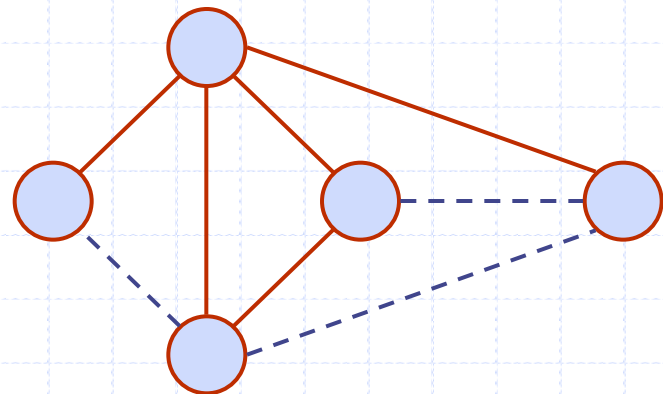


Subgraphs

- A subgraph S of a graph G is a graph such that
 - The vertices of S are a subset of the vertices of G
 - The edges of S are a subset of the edges of G
- A spanning subgraph of G is a subgraph that contains all the vertices of G



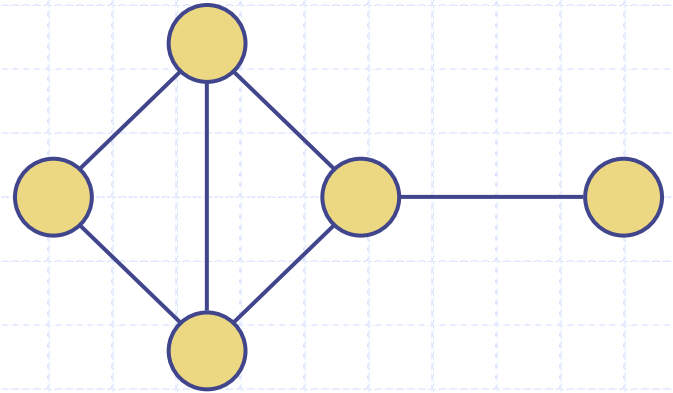
Subgraph



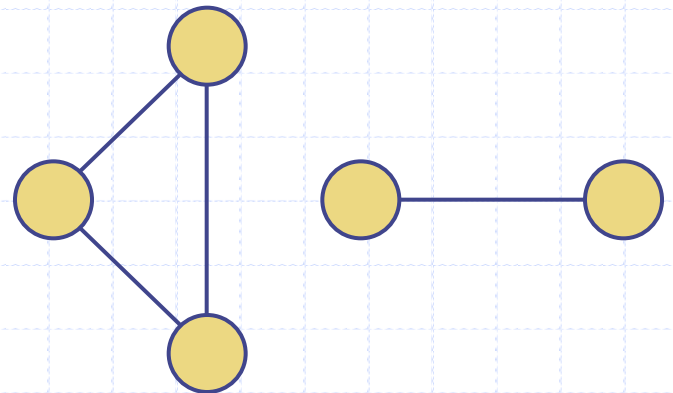
Spanning subgraph

Connectivity

- A graph is connected if there is a path between every pair of vertices
- A connected component of a graph G is a maximal connected subgraph of G



Connected graph



Non connected graph with two connected components

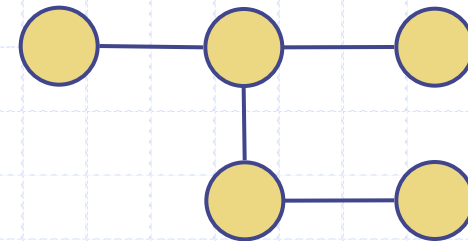
Trees and Forests

- A (free) tree is an undirected graph T such that

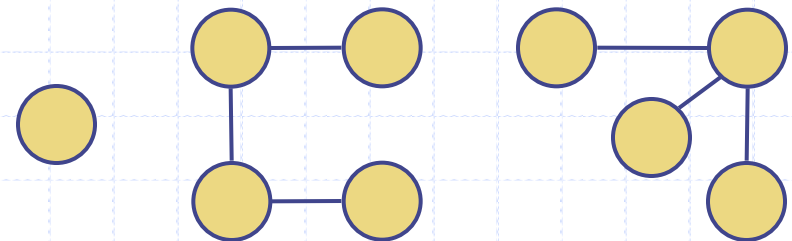
- T is connected
- T has no cycles

This definition of tree is different from the one of a rooted tree

- A forest is an undirected graph without cycles
- The connected components of a forest are trees



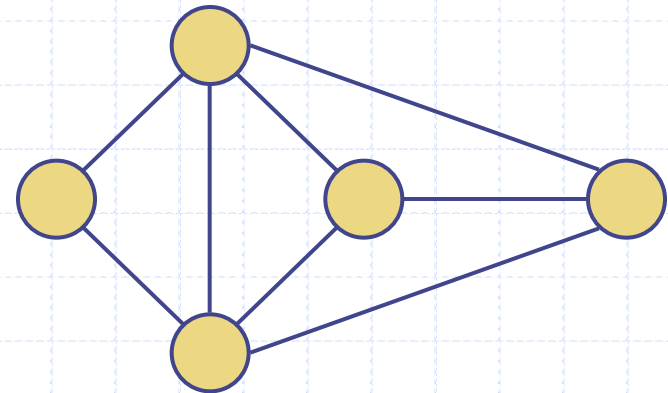
Tree



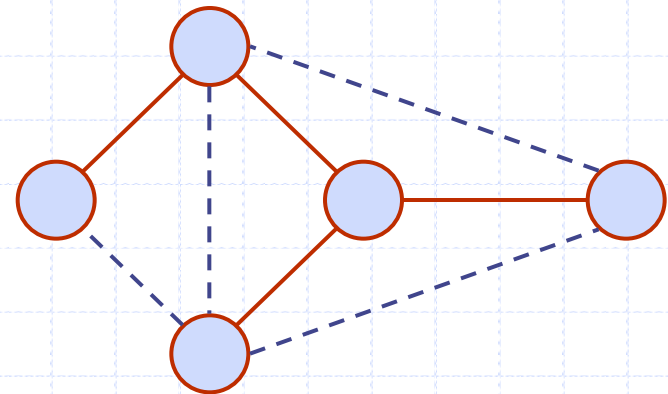
Forest

Spanning Trees and Forests

- A spanning tree of a connected graph is a spanning subgraph that is a tree
- A spanning tree is not unique unless the graph is a tree
- Spanning trees have applications to the design of communication networks
- A spanning forest of a graph is a spanning subgraph that is a forest



Graph



Spanning tree

Depth-First Search

- Depth-first search (DFS) is a general technique for traversing a graph
- A DFS traversal of a graph G
 - Visits all the vertices and edges of G
 - Determines whether G is connected
 - Computes the connected components of G
 - Computes a spanning forest of G
- DFS on a graph with n vertices and m edges takes $O(n + m)$ time
- DFS can be further extended to solve other graph problems
 - Find and report a path between two given vertices
 - Find a cycle in the graph
- Depth-first search is to graphs what Euler tour is to binary trees

DFS Algorithm

- The algorithm uses a mechanism for setting and getting “labels” of vertices and edges

Algorithm *DFS(G)*

Input graph G

Output labeling of the edges of G
as discovery edges and
back edges

```
for all  $u \in G.vertices()$ 
     $setLabel(u, UNEXPLORED)$ 
for all  $e \in G.edges()$ 
     $setLabel(e, UNEXPLORED)$ 
for all  $v \in G.vertices()$ 
    if  $getLabel(v) = UNEXPLORED$ 
         $DFS(G, v)$ 
```

Algorithm *DFS(G, v)*

Input graph G and a start vertex v of G
Output labeling of the edges of G
in the connected component of v
as discovery edges and back edges

```
 $setLabel(v, VISITED)$ 
for all  $e \in G.incidentEdges(v)$ 
    if  $getLabel(e) = UNEXPLORED$ 
         $w \leftarrow opposite(v, e)$ 
        if  $getLabel(w) = UNEXPLORED$ 
             $setLabel(e, DISCOVERY)$ 
             $DFS(G, w)$ 
        else
             $setLabel(e, BACK)$ 
```

Python Implementation

```
1 def DFS(g, u, discovered):
2     """Perform DFS of the undiscovered portion of Graph g starting at Vertex u.
3
4     discovered is a dictionary mapping each vertex to the edge that was used to
5     discover it during the DFS. (u should be "discovered" prior to the call.)
6     Newly discovered vertices will be added to the dictionary as a result.
7     """
8     for e in g.incident_edges(u):           # for every outgoing edge from u
9         v = e.opposite(u)
10        if v not in discovered:           # v is an unvisited vertex
11            discovered[v] = e            # e is the tree edge that discovered v
12            DFS(g, v, discovered)        # recursively explore from v
```


Example



unexplored vertex



visited vertex



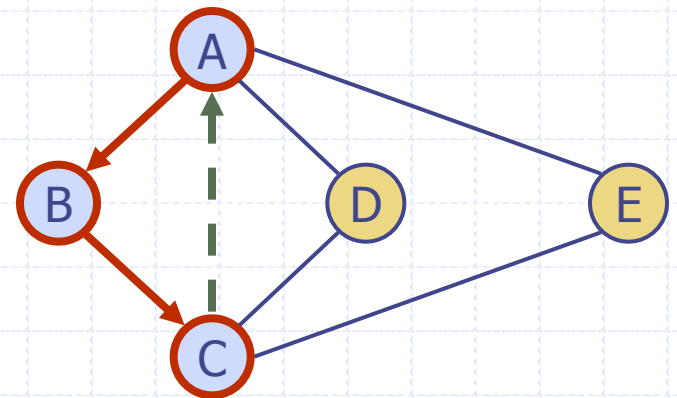
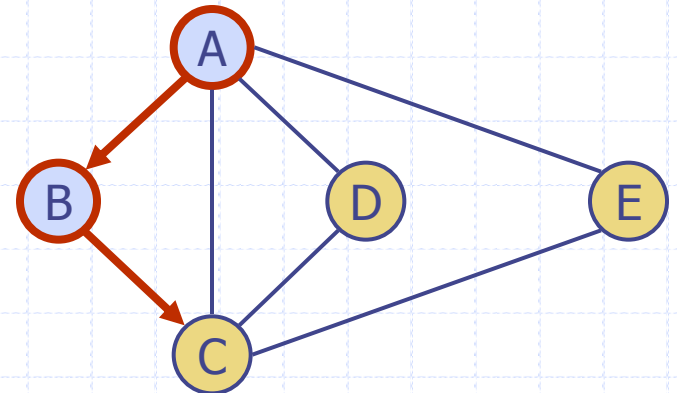

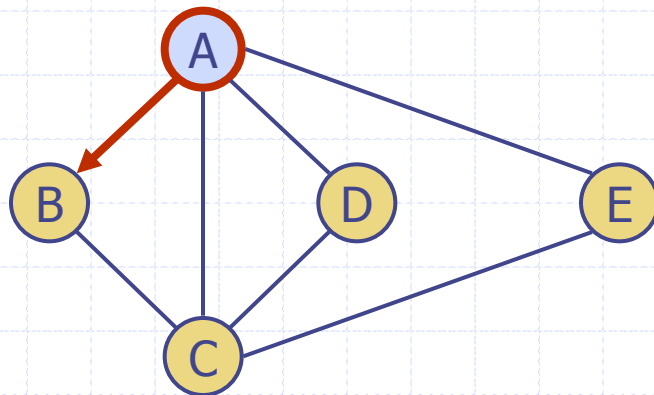
unexplored edge



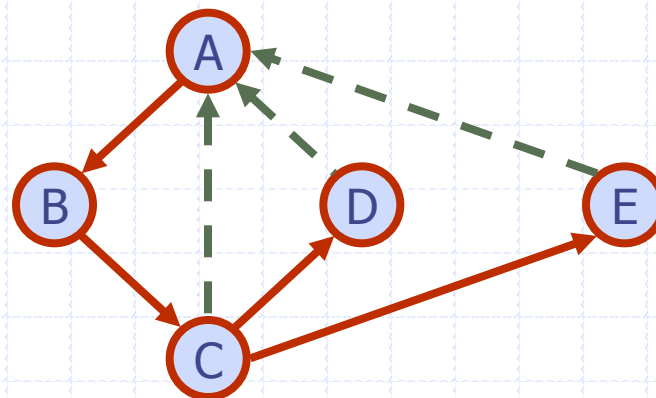
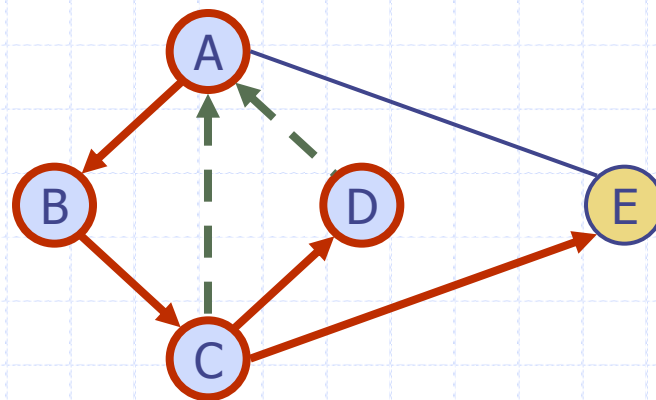

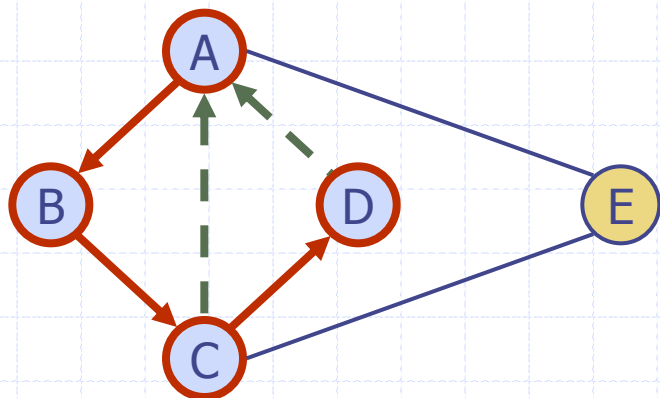
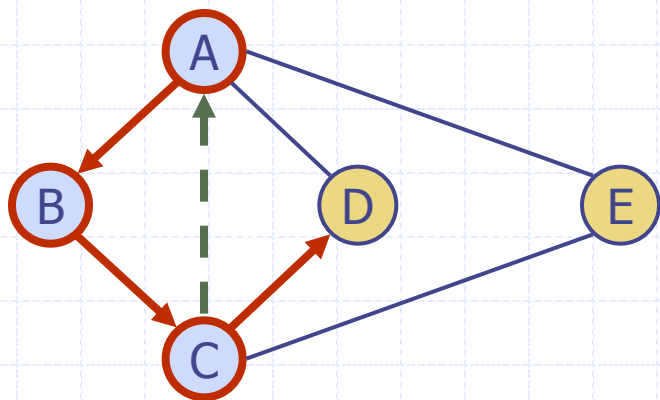
discovery edge



back edge



Example (cont.)



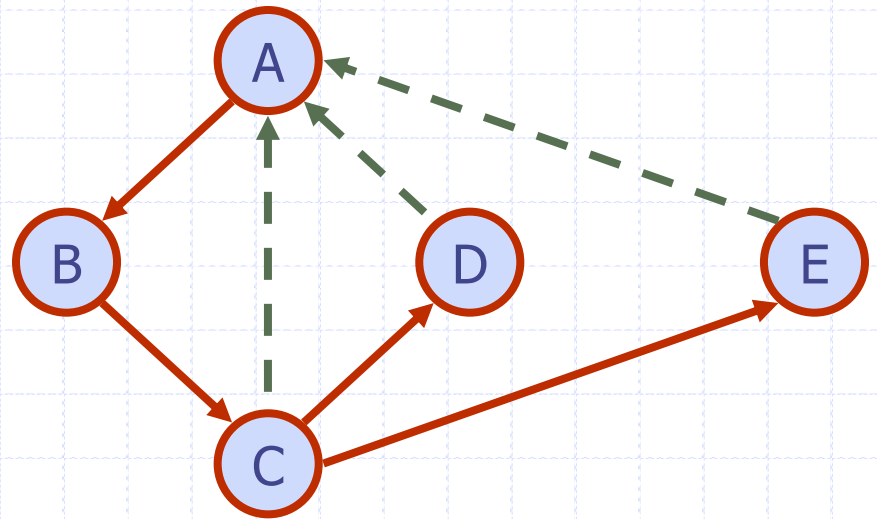
Properties of DFS

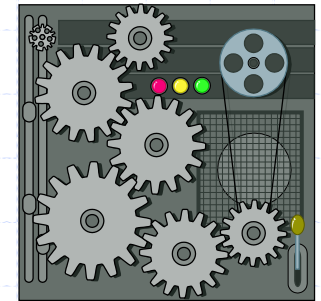
Property 1

$DFS(G, v)$ visits all the vertices and edges in the connected component of v

Property 2

The discovery edges labeled by $DFS(G, v)$ form a spanning tree of the connected component of v





Analysis of DFS

- ❑ Setting/getting a vertex/edge label takes $O(1)$ time
- ❑ Each vertex is labeled twice
 - once as UNEXPLORED
 - once as **VISITED**
- ❑ Each edge is labeled twice
 - once as UNEXPLORED
 - once as **DISCOVERY** or **BACK**
- ❑ Method incidentEdges is called once for each vertex
- ❑ DFS runs in $O(n + m)$ time provided the graph is represented by the adjacency list structure
 - Recall that $\sum_v \deg(v) = 2m$

Path Finding



- We can specialize the DFS algorithm to find a path between two given vertices u and z using the template method pattern
- We call $DFS(G, u)$ with u as the start vertex
- We use a stack S to keep track of the path between the start vertex and the current vertex
- As soon as destination vertex z is encountered, we return the path as the contents of the stack

```
Algorithm pathDFS( $G, v, z$ )  
  setLabel( $v, VISITED$ )  
  S.push( $v$ )  
  if  $v = z$   
    return S.elements()  
  for all  $e \in G.incidentEdges(v)$   
    if getLabel( $e$ ) = UNEXPLORED  
       $w \leftarrow opposite(v, e)$   
      if getLabel( $w$ ) = UNEXPLORED  
        setLabel( $e, DISCOVERY$ )  
        S.push( $e$ )  
        pathDFS( $G, w, z$ )  
        S.pop( $e$ )  
      else  
        setLabel( $e, BACK$ )  
  S.pop( $v$ )
```

Cycle Finding



- We can specialize the DFS algorithm to find a simple cycle using the template method pattern
- We use a stack S to keep track of the path between the start vertex and the current vertex
- As soon as a back edge (v, w) is encountered, we return the cycle as the portion of the stack from the top to vertex w

```
Algorithm cycleDFS( $G, v, z$ )
  setLabel( $v, VISITED$ )
  S.push( $v$ )
  for all  $e \in G.incidentEdges(v)$ 
    if getLabel( $e$ ) = UNEXPLORED
       $w \leftarrow opposite(v, e)$ 
      S.push( $e$ )
      if getLabel( $w$ ) = UNEXPLORED
        setLabel( $e, DISCOVERY$ )
        pathDFS( $G, w, z$ )
        S.pop( $e$ )
      else
         $T \leftarrow$  new empty stack
        repeat
           $o \leftarrow S.pop()$ 
          T.push( $o$ )
        until  $o = w$ 
        return T.elements()
  S.pop( $v$ )
```